

GaGEN

Game instructions

WP3: Digital and Intergenerational based
Game for Environmental Education
and Awareness



Partners

Afeji Hauts-de-France
Aproximar
Euro-Med Youth Federation
K-GEM
PCG Polska
Virtual Campus

Authors

Marlene Faria (Virtual Campus)
Pedro Bessa (Virtual Campus)
Ricardo Costa (Virtual Campus)

Publication date

2025

Agreement Number: 2022-1-DE02-KA220-ADU-000088317

Co-funded by the European Union. Views and opinions expressed are however those of the author(s) only and do not necessarily reflect those of the European Union or the European Commission. Neither the European Union nor the European Commission can be held responsible for them.



This work © 2022–2025 by the partnership of the ERASMUS+ 'GAGEN – Using Serious Games to Engage Cross-Generations into Awareness on Climate Change', Project number: 2022-1-DE02-KA220-ADU-000088317 is licensed under Attribution-ShareAlike 4.0 International.

Table of Contents

Introduction.....	4
Game Modes	5
1. Single Player	5
2. Local Multiplayer	6
3. Online Multiplayer	6
3.1 Account creation	6
3.2 Logging In	7
3.3 Find Player ID	7
Game environments	8
Navigation and Interface.....	9
1. How to select a task?	10
2. How to complete the challenge?	11
3. Reward system	12
Deleting Save Files	12
Conclusion	14

Introduction

GaGEN is a digital intergenerational game designed to bring children and older adults together through a playful and educational experience. Its main purpose is to **raise awareness about the challenges of climate change and the importance of the circular economy**, while at the same time **fostering cooperation and mutual learning between generations**.

Unlike games created solely for entertainment, GaGEN is a *serious game* — a game with a specific educational goal. Through missions, challenges, and collaborative tasks, players are encouraged to reflect on daily habits, adopt more sustainable practices, and develop a shared sense of responsibility towards the environment.

This **guide** was developed **to support facilitators, educators**, and users in exploring the game by providing practical instructions, explanations of its structure, and guidance for overcoming potential difficulties. Since some participants — particularly older adults — may have limited experience with digital games, this document also includes tips and clarifications that make the experience more accessible, simple, and inclusive.

The ultimate goal is that, by the end of the experience, both **children and adults** will not only better understand the impact of their choices on the planet, but also strengthen intergenerational bonds, learning together and becoming true **agents of change**.

Game Modes

GaGEN offers three different modes of play, giving flexibility depending on the context:



GaGEN

Single Player

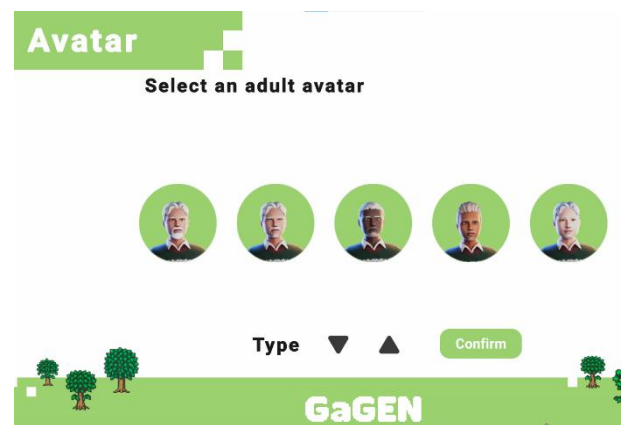

Local Multiplayer

Online Multiplayer



1. Single Player

- This option allows the user to play the game alone on a computer or device without the need for an internet connection.
- No account creation is necessary in this mode; players only need to launch the game and choose their avatars – a young avatar and an adult one.



2. Local Multiplayer

- The **game is played in a shared space** (e.g., classroom, community center) with the support of a facilitator.
- **No account creation is necessary.** Players can access the game directly through the facilitator's setup and choose their avatars and corresponding names.

A screenshot of a game interface for avatar selection. It features a green header with the word "Avatar" in white. Below the header, the text "Select a young avatar" is displayed. To the right of this text is a rounded rectangular input field with a green border and the placeholder text "Insert Name...".

Avatar

Select a young avatar

Insert Name...

3. Online Multiplayer

- **Players** connect through the internet and **play in pairs** (one child and one older adult) from different locations.
- **Account creation is required** in this mode.

3.1 Account creation

To create an account, **players should follow these steps:**

1. Go to the **Online section** and click **“Register Now”** bellow the login button.
2. Fill in the details:
 - Username (required)
 - Email (optional)
 - Password (required)
3. Select your Player Type (required):
 - Child or Adult
4. Choose an Avatar
5. Once all fields are complete, click **“Register”** to create your account



3.2 Logging In

To access the game, follow these **steps to log in**:

1. **Open the Game** and **click to the Online section**.
2. Enter your **username and password**, then **press Login**.

3.3 Find Player ID

The **online mode** allows **teams to be set up (one child and one adult)**. To do this, you **need to add the ID of the player you want to add and share your own**.

After logging in, follow these **steps to find and share your Player ID**:

1. Click on your avatar at the top of the screen.
2. This will open your Player Profile where you can see your Player ID.
3. To make sharing easier, just click on the Player ID, and it will be copied to your clipboard!

You can then paste it into a message or email.



Game environments

The interface of the GaGEN game is simple and user-friendly, in order to allow for a smooth registration and a positive first contact with the game. Once you select the game mode, you'll be directed to the missions of the game.



The user can choose the environment they want to start with. By clicking in the images, they will be taken to the correspondent worlds.



Navigation and Interface

Each environment exhibits a small menu at the bottom left corner of the image.

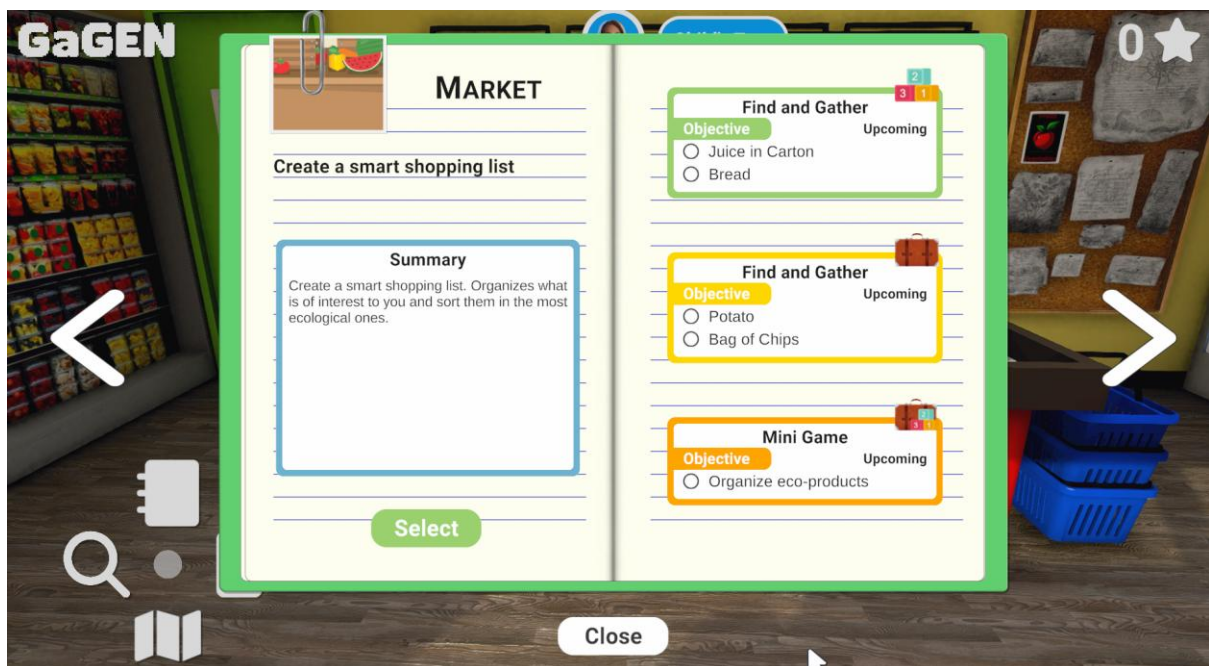


The four icons represent the following:

- **Notebook:** list of tasks/challenges to be completed and registration of the progress made.
- **Magnifying glass:** zoom in to have a better look at the scenery.
- **Map:** allows you to choose different locations
- **Mobile phone:** access to the game menu, where you can pause the game and the resume it, access the options and exit the game.

1. How to select a task?

The notebook introduces the tasks that can be chosen inside each mission. You can use the arrows to turn the page of the notebook, check the description of each task, and pick the one you want to play, by clicking on the bottom “Select”.



Each task introduces different steps and icons:

- The **toy icon** indicates the task is for the young player
- The **suitcase presents** the task the adult needs to carry out.
- When both icons appear, any player can complete the task.

2. How to complete the challenge?

In order to overcome the selected task, you have to explore the environment using the arrows to move to the left and right.

When exploring the level, if the mouse is over an object the cursor will change if the object is interactable, and a text box with the object's name will appear. When clicking on an object it's possible to inspect or collect it if it's part of the current task.



Each challenge ends with a quiz, a tutorial video or a mini game (of dragging and dropping elements into the right place).



3. Reward system

Points are earned each time a correct object is collected or a task is completed. You can check your score in the upper right corner.



Deleting Save Files

Last but not least, if you want to restart the game or clear all previous progress, you can delete your saved files:

1. Open the Options Menu in the top-right corner of the screen.
2. Select Save Data from the list.
3. You'll see two buttons:
 - Single Player – This will remove your single-player progress.
 - Local Multiplayer – This will clear your local multiplayer save data.
4. Choose the appropriate button to delete the save file you want.

GaGEN Local Multiplayer   **Back**
1

				
HAVE A SUSTAINABLE DAILY LIFE	REDUCE, REUSE, REPAIR AND RECYCLE	PRESERVE NATURAL ENVIRONMENT	BUILD A SUSTAINABLE COMMUNITY	MAKE BETTER PURCHASE CHOICES

 Funded by the European Union

Options **Back**

- Display
- Audio
- Credits
- Legal Info

Save Data 2

GaGEN

Save Data **Back**

Select the save file you want to delete. This action is irreversible.

Single Player **Local Multiplayer** 3

Conclusion

And that's it! Now you are ready to explore the intergenerational game GaGEN, take on its missions, and enjoy the experience of learning and playing together across generations. Remember: every challenge you complete is not only a step forward in the game, but also an opportunity to make more sustainable choices in real life.

Have fun, collaborate, and let the adventure begin!

GaGEN